

NDDOT District Office Addresses

Bismarck District Office
ND Department of Transportation
218 Airport Road
Bismarck, ND 58504-6003

Valley City District Office
ND Department of Transportation
1524 Eighth Avenue SW
Valley City, ND 58072-4200

Devils Lake District Office
ND Department of Transportation
316 Sixth Street South
Devils Lake, ND 58301-0817

Minot District Office
ND Department of Transportation
1305 Hwy. 2 Bypass East
Minot, ND 58702-1396

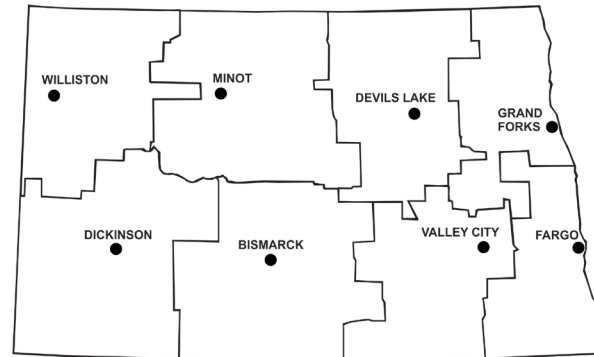
Dickinson District Office
ND Department of Transportation
1700 Third Ave. West, Ste. 101
Dickinson, ND 58601-3009

Grand Forks District Office
ND Department of Transportation
1951 North Washington
P.O. Box 13077
Grand Forks, ND 58208-3077

Williston District Office
ND Department of Transportation
605 Dakota Parkway West
P.O. Box 698
Williston, ND 58802-0698

Fargo District Office
ND Department of Transportation
503 38th Street South
Fargo, ND 58103-1198

District Map



For further information, contact:

Maintenance Division
ND Department of Transportation
608 E. Boulevard Avenue
Bismarck, North Dakota 58505-0700

e-Mail: dot@nd.gov (in the Subject line put
Outdoor Advertising & Control Section)
Phone: 701-328-2613

Prepared by
NORTH DAKOTA
DEPARTMENT OF TRANSPORTATION
Bismarck, North Dakota
www.dot.nd.gov


MAINTENANCE
Brad Darr

August 2021

NORTH
Dakota | Transportation
Be Legendary.

NORTH DAKOTA

Roadside
Advertising



(See map of districts on following page.)

MTC0821

What Does State Law Say?

Signs may not be erected anywhere within or extending over state highway right-of-way. A state outdoor advertising permit is required for all commercial off-premise signs that can be seen from the edge of the right-of-way of an Interstate highway or a federal-aid primary route. In general, an off-premise sign is one that advertises a business, activity, service, goods sold, stored, produced, or mined, or the name of an enterprise that is located on property other than where the advertising sign itself is located. To be eligible for a state permit, the location proposed for an off-premise sign must be comprehensively zoned either for commercial or industrial use. (See Example 1)

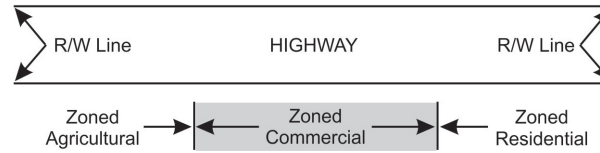
If the desired location is unzoned, but is within 600 feet of on-going, unzoned commercial or industrial business activity adjacent to the highway, the location may qualify for a state permit as an unzoned commercial or industrial area, subject to certain restrictions. In a qualifying unzoned commercial or industrial location, an off-premise sign may be placed within 600 feet in either direction of the unzoned business, on either side of the highway. Measurements begin from the used portion of the business, including parking and storage areas. (See Example 2)

Cities that use their extra territorial zoning jurisdiction to zone beyond corporate limits must use comprehensive zoning and not simply spot-zone a location next to the highway for the sole purpose of allowing off-premise advertising signs. The area must be comprehensively zoned for commercial or industrial activities; not just for the purpose of allowing outdoor advertising signs.

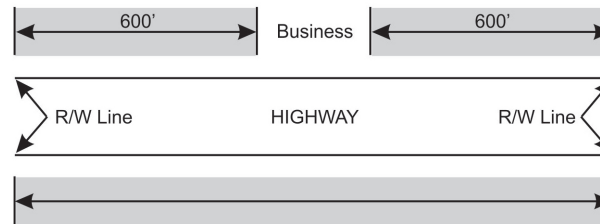
In addition to zoning, there are minimum spacing requirements between signs:

Location	Spacing of Signs
Interstate Highways	At least 500 feet apart
Federal and Primary Highways (outside incorporated city limits) . . .	At least 300 feet apart
Federal and Primary Highways (inside incorporated city limits)	At least 100 feet apart

Example 1: Zoned Commercial or Industrial



Example 2: Unzoned Commercial or Industrial



Size limitations and special legal provisions may also apply, depending upon the sign category (e.g. official, directional, off-premise, farm directional, or on-premise). The addition of new off-premise advertising signs along a highway designated as a Scenic Byway is also specifically prohibited. If there are questions, please contact NDDOT.

With the exception of off-premise commercial advertising signs, all other signs are exempt from the permit, permit fee, and strict zoning requirements.

This is only a basic overview of rules for outdoor advertising in North Dakota. Signs may not be erected or maintained unless state billboard laws are followed; these can be explained further by the North Dakota Department of Transportation (NDDOT).

How Do I Get a Permit for a Commercial Advertising Sign?

If you have an existing sign or plan to erect one, here's what you need to do.

1. Contact the NDDOT district office. They can determine if the location you want is legally permissible. If it is, you'll be given a permit application.
2. Contact the landowner to get a verbal or

written lease. The landowner can simply sign the permit application or write a simple lease agreement:

(name of person erecting sign) has the right to erect a sign on my land at _____ (location) .
 _____ (landowner's signature) _____ (date signed)

3. Complete the permit application and return it to the district office with a one-time permit fee of \$50 for the life of the sign. (See reverse side for district office addresses.)

NOTE: Zoning status must be completed and signed by proper zoning authority.

4. The district office will mail permit and fee receipt to sign owner after approval is made.
5. Contact your local city or county officials to see if they have any regulations in regards to erecting your sign.
6. The department will accept a conditional second party permit and will retain the permit until such time a permitted sign is installed or the initial permit installation period expires. Upon expiration of the initial one-year time period, if no sign is installed under the initial sign permit, the first party will be notified of the revocation of the sign permit, and the second party will be notified of the acceptance of the conditional sign permit pending the submission of the sign permit fee. Should the first party install the sign in accordance to the initial permit and within the required time frame, the second party conditional permit will be returned with notification of the reasoning i.e. sign spacing etc.

